



Engine	Yanmar 3TNV80F-SNLY, EU Stage V
Net Power	15.2 kW (20.4 hp / 20.7 ps)
Operating Weight	Cab 2,750 kg (6,063 lb)
Bucket Capacity	0.08 m ³ (0.1 yd ³)

9027F ZTS EXCAVATOR

OUR NEW F-SERIES EXCAVATORS. THE BEST – GETS EVEN BETTER.

We've taken the best from our E-Series machines, combined that with extensive R&D and customer insight to deliver the F-Series, a new range of state-of-the-art excavators designed with the operator at the heart.

Tough and intelligent, the F-Series shares our Red Dot award-winning design DNA and is developed to let the operator do more in safety and comfort.

9027F_{ZTS}. AS VERSATILE AS YOU ARE

You know all about versatility because you've got to be ready to handle any challenge. Whatever the job; utilities, foundation work, landscaping, indoor/outdoor demolition and construction projects you need a flexible machine that is easy to transport, simple to operate and maintain, and cost effective to run.

We've risen to that challenge to create a machine that's as versatile as you are.

NOT JUST ANOTHER COMPACT MACHINE

Listening to operators, our design brief was clear. You wanted something different, a machine that could go anywhere and do anything with ease and efficiency. We listened and we've delivered a versatile machine that gives you everything you need.

OUR NEW 9027F_{ZTS} DELIVERS ON 4 ESSENTIAL NEEDS:

1



**HIGHLY
VERSATILE**

2



**EASY TO
TRANSPORT**

3



**SIMPLE TO OPERATE
AND MAINTAIN**

4



**LOW TOTAL COST
OF OWNERSHIP**



With the new 9027F_{ZTS}, we've created something different. An exceptionally performing compact machine which gives operators everything they want – without compromise.



TOUGH FACTS

AWARD WINNING DESIGN

Our UK-based design team has invested thousands of man-hours to really understand how our machines are used every day. This insight shapes our innovative approach to product design. Our design team recently won a prestigious Red Dot Award for our D-Series Grader and our New F-Series shares this award-winning design DNA.

TOUGH RESEARCH AND TESTING

Finding tougher, smarter, safer and more cost-effective ways of working matters to you. It matters to us too. Our new Global Research & Development Centre is a great example of this customer focused approach. We've established an international team of industry experts, backed up with the latest world-class technology, all focused on delivering greater value to you.

TOUGH QUALITY STANDARDS

When it comes to quality, we let our actions to speak for themselves.

We follow a rigorous Six Sigma methodology and consistently achieve ISO 9001 standards.

DESIGN IN ACTION

Take a walk around the new 9027F_{ZTS} and you will see the difference. It has big excavator performance – in smart, compact body.

DESIGNED TO DELIVER

Take a walk around the new 9027F_{ZTS} and you will see the difference. It's a compact machine that delivers on all the big essentials that matter to you.

PUTTING YOU FIRST

No matter whether you've rented a machine or bought one for your fleet, comfort and ease of operation are high on your agenda. Operators spend a lot of time in the cab, so it needs to be a productive space.

Our in-cab display, ergonomically positioned gives you all of the real-time information you need to operate your machine most economically and maintain it most effectively. From travel speed to engine oil pressure alarms, from fuel level indicator to coolant temperature – it's all there – where you need it.

WELCOME TO FIRST CLASS

We've made long shifts easy thanks to our top of the range cab environment. Take your place in our suspension seat that holds, supports and gives you the smoothest ride hour after hour. We've also placed our cupholder right where you want it most so you can easily stay fueled throughout the day. And with our adjustable arm rest, which makes it even easier to find your perfect position, we've created a cab that sets a new standard for comfort.

NO SPACE? NO PROBLEM!

When space is tight, the neat compact design with zero tail-swing and boom swing gets you to work. With the upper frame and counter-weight sitting within the width of the tracks the 9027F_{ZTS} can squeeze into the tightest jobsites without damaging the machine or surrounding environment. The agile offset boom swing control allows the 9027F_{ZTS} to deliver even greater versatility allowing you to dig right alongside the tracks. Simple push button selection and trackwheel control enable the boom to swing 74-degrees to the left and 54.5-degrees to the right. Whatever the space challenge, the 9027F_{ZTS} takes it in its stride.

SAVE MORE FUEL WITH THE OPTIONAL AUTO-IDLE SPEED FUNCTION

For greater efficiency, this intelligent feature decreases and increases the engine speed as required achieving higher levels of fuel efficiency without compromising on performance. The gap between the blade and the bucket making it faster to push, scoop and dispose of waste material.

SELECT YOUR PERFECT TRAVEL SPEED

With a two-speed travel switch with automatic kick-down on the joystick, it's never been easier to control your dozing speed. Simply click the switch to select the perfect speed or use the automatic kick-down to increase the traction allowing you to get the job done faster.

EASY TO TRANSPORT

Light weight, compact design makes this machine easy to transport and tow from one place to another. With excellent visibility and precision control this machine can get off the trailer and onto the site fast and safely every time.



EXTRA TOUGHNESS – WHERE YOU NEED IT.

Compact machines can work as hard as their heavy counterparts, so we don't compromise on toughness. Vulnerable parts like hydraulic hoses are housed inside the boom cavity giving them the maximum protection from accidental damage. Our leading R&D team use FEA (Finite Element Analysis) to ensure that our cast boom ends are a match for the toughest jobs.



DESIGNED TO LET YOU SEE AND BE SEEN

LiuGong is building a reputation for excellent visibility and the 9027F_{ZTS} is no exception. With a high-visibility cab protected by ROPS & TOPS structures, the 9027F_{ZTS} really lets you safely see what is going on. An optional high visibility red seat belt is also available to further enhance safety by ensuring the operator is always seen in the cab. Operators demand more and we've delivered with a cab that offers unmatched visibility and safety.

LONG DOZER BLADE SAVES YOU TIME

When it comes to ease of use, our long dozer blade makes it easy to leave a clean finish every time. The longer dozer arms have reduced the gap between the blade and the bucket making it faster to push, scoop and dispose of waste material.



ONE MACHINE – MULTIPLE POSSIBILITIES

Multi-tool versatility is designed into the 9027F_{ZTS}. High flow, 2-way attachment hydraulic lines with proportional control are fitted as standard making it easy to get the most from the machine. Single direction attachments such as breakers; or dual direction attachments such as a tilting bucket can easily be utilised. With an optional rotation circuit also available, multiple flow attachments such as a selector grab or 4-line tilt rotator can also be employed with ease.

PUTTING YOU IN CONTROL

To a professional operator, control is everything. Load sensing hydraulics, equipped with pressure compensated valves deliver precise, smooth and powerful operation no matter what attachments and with excellent grading performance. Finger-tip control from the Electro proportional joystick delivers precise and sensitive control of all your attachments from the start, to the end of the job.

Oil flow to the auxiliary lines can be controlled and monitored using a simple ergonomic in-cab control unit.

To prevent hand fatigue, the 9027F_{ZTS} features a hydraulic flow Lock Button on the joystick, this smart feature allows you to lock the flow when running attachments like mowers and flails over a long period.

GETS YOU STARTED – EVEN IN THE COLDEST CONDITIONS

No matter how cold the weather, we make sure you won't lose valuable time. Pilot oil is rapidly heated and shared with the main oil circuit. This warmer oil gets to work fast, softening joysticks and pedals ready for action.

INTELLIGENT POWER

The fuel efficient, low noise and low emission Stage V certified Yanmar 3TNV80F-SNLY engine gives the operator the power to perform. With perfectly matched hydraulics for greater efficiency and Automatic Idle control, operators can expect to reduce fuel consumption by up to 10% compared with the industry average.

EASY DOES IT

Fully opening side covers give easy access to air filter, oil filter, fuel prefilter, dipstick, hydraulic tank and oil fill cap, not to mention the engine, main pump and radiator.

AT YOUR SERVICE

For speed and simplicity, the engine covers, fueling and maintenance access points have all been designed to make daily checks and maintenance pain free.

KEEPING YOU ON TRACK

With rubber belt tracks as standard, the 9027F_{ZTS} gives you the ultimate versatility with 4 track options available allowing you to work anywhere. Steel tracks and pads for greater traction on softer ground; rubber tracks and pads for easily damaged areas such as urban paving. Whatever the job, whatever the terrain, you've got it covered.

TOUGH JUDGES

Operators are tough judges. They know what they like and what they don't. We've talked, we've listened and we've delivered a no-nonsense excavator that will do everything the operator wants and needs it to do. Job done? Judge for yourself.

TOUGH EQUIPMENT

50,000 Excavators currently in the field.
Over 1/2 BILLION productive hours worked.



JOBSITE UPTIME AND SUPPORT

Compact size with big performance might convince you to buy your first new 9027F zTs, but it's uptime and support and total cost of ownership which will keep you coming back to buy more. Having confidence in the machine's back up and support network is a vital part of the purchasing decision. How do we measure up?

FAST RESPONDING GLOBAL NETWORK

We have an extensive dealer network of over 300 dealers in more than 100 countries.

All supported by 13 regional subsidiaries and 12 regional parts depots offering expert training, parts and service support.



WE ARE LIUGONG. WORKING HARD TO KEEP OUR GLOBAL CUSTOMERS EARNING

- 9,500+ Employees
- 20 Factories
- 13 Regional subsidiaries
- 300+ Dealers
- 1,000+ R&D engineers
- 5 R&D facilities
- 12 Regional parts depots
- Over 60 Years' experience

WHERE YOU NEED US WHEN YOU NEED US

Reliability is built into our machines but all machines have some planned downtime. Our aim is to reduce even planned down time to the minimum by getting it right.

Technician training and parts availability are also high on our agenda, as is keeping you

informed on service and maintenance work and providing clear and accurate estimates, invoices and communication.

These may be small things, but customer feedback tells us that these basics really matter – so we aim to get them right.

MAINTENANCE AND SUPPORT PACKAGES

From genuine LiuGong parts, to full repair and maintenance contracts, LiuGong has the flexibility to offer the level of support and response to suit your business and applications. Whatever level of support you choose you can be confident that it is backed up by LiuGong's service promise.



**Right parts.
Right price.
Right service.**

**Above all,
we get it right
the first time.**

1st



LIUGONG SERVICE PROMISE



Highly trained technicians utilizing the latest diagnostic equipment



15,000+ Genuine LiuGong parts available within 24hrs from our European Parts Distribution Center



Multi-lingual service helpline and online support



Transparent estimates and invoicing



Clear communications through electronic parts catalogue



TOTAL COST OF OWNERSHIP

Easy to transport, simple to use and quick to maintain, the new 9027F_{ZTS} appears to have it all. But ultimately, the machines earning potential, its overall life cost and its trade-in value really matter too.

When it comes to total cost of ownership LiuGong has a strong story to tell.

PROFESSIONAL ADVICE

We are committed to reducing your total cost of ownership and increasing your profits. As part of this, LiuGong's experts will provide targeted advice on everything, from choosing the right machine for your needs to maximizing its efficiency on site.

MACHINE AVAILABILITY

Our machines deliver everything you need and nothing you don't. They are expertly engineered NOT over engineered. As a result of having an extensive manufacturing operation right in the heart of Europe, we can offer significantly shorter lead times on

a range of models, compared with some manufacturers. In fact, we can deliver selected machines in as little as 4 weeks.

The faster you can get a machine – the faster you can get working and earning.

Our aim is to get you on to the job site fast.

TICKET PRICE

At LiuGong, our aim is to provide you with real, measurable value by giving you everything you need and nothing you don't. We choose high quality, proven components and parts from world-renowned brands and suppliers.

These proven components, combined with LiuGong design and manufacturing quality, result in a high quality, competitive machine that is totally fit for purpose.

RESIDUAL VALUE

With the combination of LiuGong design and manufacturing excellence, world class components and comprehensive uptime support, our quality holds its value.





IT ALL ADDS UP

With the new 9027F zTs we've risen to the challenge and given you everything you need and nothing you don't.

It's an excavator which can handle any job, anywhere, backed up by LiuGong's service promise and designed to perform on the job site and on the balance sheet. Add up the benefits and you'll see that the new 9027F zTs represents the formula for success.



HIGHLY VERSATILE

+

EASY TO TRANSPORT

+

SIMPLE TO OPERATE & MAINTAIN

+

LOW TOTAL COST OF OWNERSHIP

CUSTOMER SATISFACTION

SPECIFICATIONS

Operating weight Cab 2,750 kg (6,063 lb)

Operating weight includes coolant, lubricants, full fuel tank, cab, standard shoes, boom, arm, bucket and operator 75 kg (165 lbs).

Bucket capacity 0.08 m³ (0.1 yd³)

ENGINE

Description

Yanmar Tier 4F/EU Stage V, 3-cylinder straight four strokes, indirect injection.

Emission rating	EPA Tier 4F / EU Stage V
Engine manufacturer	Yanmar
Engine model	3TNV80F-SNLY
Aspiration	Natural
Charged air cooling	Aftercooler
Cooling fan drive	Direct
Displacement	1.267 L (0.33 gal)
Rated speed	2,500 rpm
Engine output - net	15.2 kW (20.4 hp / 20.7 ps)
Maximum torque	67.3 N·m (49.6 lbf·ft) @1,800 rpm
Bore × Stroke	80 × 84 mm (3.1" × 3.3")

UNDERCARRIAGE

Track shoe each side	41 mm (1.6" metal) / 80 mm (3.2" rubber)
Link pitch	101.6 mm (4" metal) / 52.5 mm (2.1" rubber)
Shoe width, triple grouser	300 mm (1')
Bottom rollers each side	3
Top rollers each side	1

SWING SYSTEM

Description

Planetary gear reduction driven by high torque axial piston motor, with oil disk brake. Swing parking brake resets within five seconds after swing pilot controls return to neutral

Swing speed	9.5 rpm
Swing torque	4,700 N·m (3,467 lbf·ft)

HYDRAULIC SYSTEM

Main pump

Type	Load-sensing variable pump
Maximum flow	86 L/min (23 gal/min)

Relief valve setting

Implement	21.6 MPa (3,133 psi)
Travel circuit	21.6 MPa (3,133 psi)
Slew circuit	16.7 MPa (2,422 psi)
Pilot circuit	3.5-3.9 MPa (508-566 psi)

Hydraulic cylinders

Boom Cylinder – Bore × Stroke	φ 70 × 510 mm (2.8" × 1' 8")
Arm Cylinder – Bore × Stroke	φ 70 × 482 mm (2.8" × 1' 7")
Bucket Cylinder – Bore × Stroke	φ 65 × 382 mm (2.6" × 1' 3")

ELECTRIC SYSTEM

System voltage	12 V
Batteries	12 V
Alternator	12 V - 40 A
Start motor	12 V - 1.4 kW (1.9 hp/ps)

SERVICE CAPACITIES

Fuel tank	27 L (7.1 gal)
Engine oil	4.4 L (1.2 gal)
Cooling system	5 L (1.3 gal)
Hydraulic reservoir	26 L (6.9 gal)
Hydraulic system total	40 L (10.6 gal)

SOUND PERFORMANCE

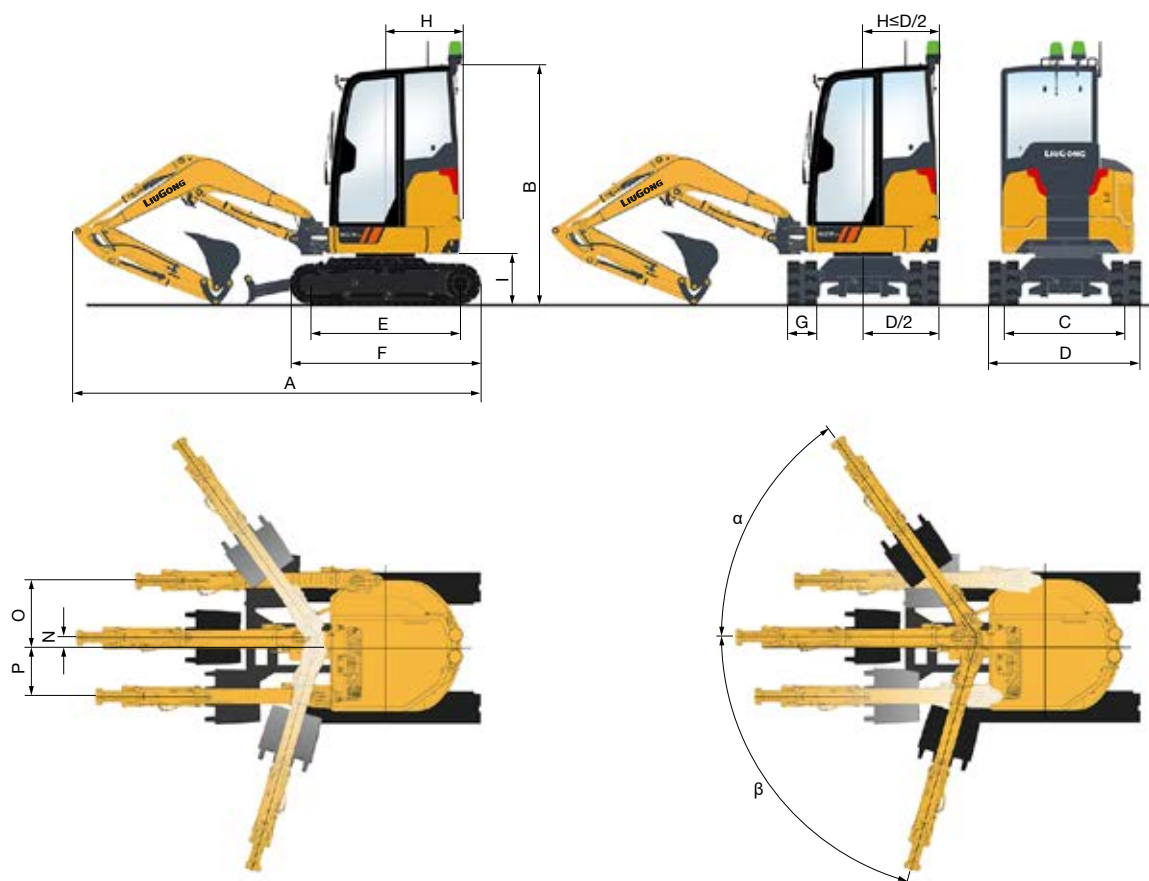
Interior Sound Power Level (ISO 6396)	79 dB(A)
Exterior Sound Power Level (ISO 6395)	93 dB(A)

DRIVE AND BRAKES

Description

Steering controlled by two hand levers with pedals.

Max. travel speed	High: 4.5 km/h (2.8 mph) Low: 2.7 km/h (1.7 mph)
Gradeability	30°
Max. drawbar pull	24.6 kN (5,530 lbf)



DIMENSIONS

Boom	2,080 mm (6'10")
Arm	1,300 mm (4'3")
A Shipping Length	4,160 mm (13'8")
B Shipping Height	2,450 mm (8')
C Track Gauge	1,250 mm (2'6")
D Undercarriage Width	1,550 mm (3'3")
E Length to Center of Rollers	1,540 mm (5'1")
F Track Length	1,953 mm (6'5")
G Track Shoe Width	300 mm (1')
H Tail Swing Radius	775 mm (2'7")
I Counterweight Ground Clearance	530 mm (1'9")
Overall Height of Cab	2,450 mm (5'4")
Min. Ground Clearance	295 mm (1')
Overall Width of Upper Structure	1,350 mm (4'5")
N Offset	110 mm (4")
O Maximum Boom Offset to the Right	694 mm (2'3")
P Maximum Boom Offset to the Left	498 mm (1'8")
α Maximum Boom Swing Angle to the Right	54.5°
β Maximum Boom Swing Angle to the Left	74°

ARM DIMENSIONS

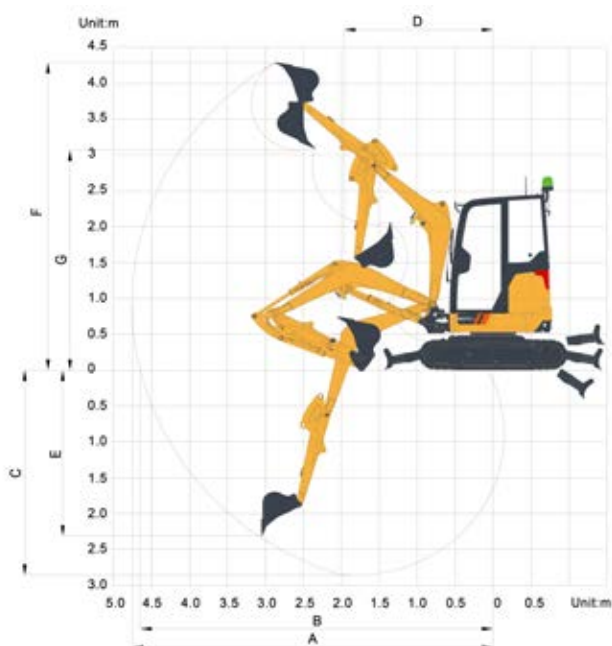
Description	
Arm	1,300 mm (4'3")
Length	1,603 mm (5'3")
Height	423 mm (1'5")
Width	202 mm (8")
Weight	99.4 kg (219 lb)

Includes cylinder, linkage and pin.

BOOM DIMENSIONS

Description	
Boom	2,080 mm (6'10")
Length	2,160 mm (7'1")
Height	730 mm (2'5")
Width	262 mm (10")
Weight	137.8 kg (304 lb)

Includes cylinder, piping and pin, excludes boom cylinder pin.



WORKING RANGE

Boom Length	2,080 mm (6'10")
Arm Length	1,300 mm (4'3")
A. Max. Digging Reach	4,757 mm (15'7")
B. Max. Digging Reach on Ground	4,648 mm (15'2")
C. Max. Digging Depth	2,857 mm (9'4")
D. Min. Front Swing Radius	1,965 mm (6'5")
E. Max. Vertical Wall Digging Depth	2,312 mm (7'7")
F. Max. Cutting Height	4,365 mm (14'3")
G. Max. Dumping Height	3,067 mm (10')
Max. Digging Depth, 2.44 m (8') level	2,386 mm (7'10")
Blade up	350 mm (1'2")
Blade down	400 mm (1'4")
Bucket Digging Force (ISO)	20 kN (4,496 lbf)
Arm Digging Force (ISO)	12 kN (2,698 lbf)
Bucket Capacity	0.08 m ³ (0.1 yd ³)
Bucket Tip Radius	662 mm (2'2")

MACHINE WEIGHTS & GROUND PRESSURE

Shoe width	Shoe type	Operating weight	Ground pressure	Overall width
		2,080 mm (6'10"), 1,300 mm (4'3") arm, 0.08 m ³ (0.1 yd ³) bucket, 315 kg (694 lb) counterweight		
300 mm (1')	Rubber	2,750 kg (6,063 lb)	26.4 kPa (3.8 psi)	1,550 mm (5'1")
	Metal	2,860 kg (6,305 lb)	27.5 kPa (4.0 psi)	1,550 mm (5'1")

BUCKET SELECTION GUIDE

Bucket Type	Capacity	Cutting Width	Weight	Teeth pcs	2,080 mm (6'10") Boom 1,300 mm (4'3") Arm
General Purpose	0.08 m ³ (0.1 yd ³)	567 mm (1'10")	61 kg (134 lbs)	4	A/B
	0.09 m ³ (0.12 yd ³)	1,000 mm (3'3")	65 kg (143 lbs)	0	A
	0.05 m ³ (0.07 yd ³)	400 mm (1'4")	45 kg (99 lbs)	3	B
	0.02 m ³ (0.03 yd ³)	234 mm (9")	39 kg (86 lbs)	2	B

The recommendations are given as a guide only, based on typical operation conditions. Bucket capacity based on ISO 7451, heaped material with a 1: 1 angle of repose.

Maximum material density:

- A. 1,200-1,300 kg/m³ (2,023-2,191 lb/yd³) : Coal, Caliche, Shale
- B. 1,400-1,600 kg/m³ (2,360-2,697 lb/yd³) : Wet earth and clay, limestone, sandstone
- C. 1,700-1,800 kg/m³ (2,865-3,034 lb/yd³) : Granite, wet sand, well blasted rock
- D. 1,900 kg/m³ (3,203 lb/yd³) : Wet mud, Iron ore
- NA. Not applicable

Lifting capacity at the arm end without bucket.
For lifting capacity including bucket, weight of the bucket or the bucket with quick coupler must be deducted from the lifting capacities.

Lifting capacities are based on the machine standing on a firm, uniform supporting surface.



Rating over-front (Cf)



Rating over-side (Cs)

- Do not attempt to lift or hold any load that is greater than these rated values at their specified load radius and height. Weight of all accessories must be deducted from the above lifting capacities.
- The rated loads are in compliance with ISO 10567 Hydraulic Excavator Lift Capacity Rating Standard. They do not exceed 87% of hydraulic lifting capacity or 75% tipping load.
- Ratings at bucket lift hook.
- Lifting capacities are based on machine standing on level, firm and uniform ground.
- *Indicates the load is limited by hydraulic capacity rather than tipping capacity.
- Operator should be fully acquainted with the Operator's and Maintenance Instructions before operating this machine and rules for the safe operation of equipment should be adhered to at all times.

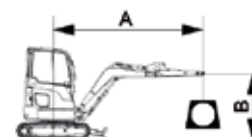
LIFTING CAPACITY (METRIC)

9027F ZTS with 300 mm Shoes, 2,080 mm Boom, 1,300 mm Arm

Conditions

A: Reach from swing center
B: Bucket hook height
C: Lifting capacity
Cf: Rating over front
Cs: Rating over side

Boom length: 2,080 mm
Arm length: 1,300 mm
Shoes: 300 mm
Bucket: None
Unit: kg



A (Blade Up)

B (m)		2.0 m		2.5 m		3.0 m		3.5 m		MAX REACH		A (m)
		Cf	Cs	Cf	Cs	Cf	Cs	Cf	Cs	Cf	Cs	
2.0 m	kg					*460	*470	456	362	430	350	3.9
1.0 m	kg	1,026	777	724	562	553	433	442	348	351	277	4.1
Ground Level	kg	1,020	860	690	529	570	480	460	390	380	320	4.0
-1.0 m	kg	977	732	685	525	526	408			433	339	3.5

A (Blade Down)

B (m)		2.0 m		2.5 m		3.0 m		3.5 m		MAX REACH		A (m)
		Cf	Cs	Cf	Cs	Cf	Cs	Cf	Cs	Cf	Cs	
2.0 m	kg					*460	*470	*569	*362	*480	350	3.9
1.0 m	kg	*1,382	777	*951	562	*761	433	*657	348	*584	277	4.1
Ground Level	kg	*1,270	900	*1,150	529	*690	480	*520	400	*520	320	4.0
-1.0 m	kg	*1,436	732	*1,061	525	*817	408			*619	339	3.5

Lifting capacity at the arm end without bucket.

For lifting capacity including bucket, weight of the bucket or the bucket with quick coupler must be deducted from the lifting capacities.

Lifting capacities are based on the machine standing on a firm, uniform supporting surface.



Rating over-front (Cf)



Rating over-side (Cs)

1. Do not attempt to lift or hold any load that is greater than these rated values at their specified load radius and height. Weight of all accessories must be deducted from the above lifting capacities.
2. The rated loads are in compliance with ISO 10567 Hydraulic Excavator Lift Capacity Rating Standard. They do not exceed 87% of hydraulic lifting capacity or 75% tipping load.
3. Ratings at bucket lift hook.
4. Lifting capacities are based on machine standing on level, firm and uniform ground.
5. *Indicates the load is limited by hydraulic capacity rather than tipping capacity.
6. Operator should be fully acquainted with the Operator's and Maintenance Instructions before operating this machine and rules for the safe operation of equipment should be adhered to at all times.

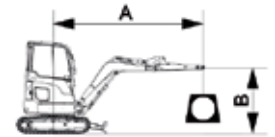
LIFTING CAPACITY (IMPERIAL)

9027F zTs with 1' Shoes, 6'10" Boom, 4'3" Arm

A: Reach from swing center
 B: Bucket hook height
 C: Lifting capacity
 Cf: Rating over front
 Cs: Rating over side

Conditions

Boom length: 6'10"
 Arm length: 4'3"
 Shoes: 1'
 Bucket: None
 Unit: lbs



A (Blade Up)

B (ft)		6.6 ft		8.2 ft		9.8 ft		11.5 ft		MAX REACH		A (ft)
		Cf	Cs	Cf	Cs	Cf	Cs	Cf	Cs	Cf	Cs	
6.6	lbs	-	-	-	-	*1,012	*1,034	1,003	796	946	770	12.8
3.3	lbs	2,257	1,709	1,593	1,236	1,217	953	972	766	772	609	13.4
Ground Level	lbs	2,244	1,892	1,518	1,164	1,254	1,056	1,012	858	836	704	13.0
-3.3	lbs	2,149	1,610	1,507	1,155	1,157	898	-	-	953	746	11.4

A (Blade Down)

B (ft)		6.6 ft		8.2 ft		9.8 ft		11.5 ft		MAX REACH		A (ft)
		Cf	Cs	Cf	Cs	Cf	Cs	Cf	Cs	Cf	Cs	
6.6	lbs	-	-	-	-	*1,012	*1,034	*1,252	*796	*1,056	770	12.8
3.3	lbs	*3,040	1,709	*2,092	1,236	*1,674	953	*1,445	766	*1,285	609	13.4
Ground Level	lbs	*2,794	1,980	*2,530	1,164	*1,518	1,056	*1,144	880	*1,144	704	13.0
-3.3	lbs	*3,159	1,610	*2,334	1,155	*1,797	898	-	-	*1,362	746	11.4

STANDARD EQUIPMENT

ENGINE SYSTEM

- Dry type air cleaner (inside and outside elements)
- Manual mechanical accelerator
- Engine automatic pre-heating
- Fuel tank with water drain valve
- Fuel supply passage with electric fuel pump
- Fuel shutoff valve
- Fuel level sensor
- Fuel refilling and fuel level alert
- Oil-water separator
- Fuel filter
- Radiator group with drain valve
- Coolant-level indicator (ground level)
- Cold start assembly (-15°C)

ELECTRICAL SYSTEM

- Display: hour meter, tachometer and timer etc.
- Indicator: engine oil pressure, low fuel level, air filter plugging, overheating, high fuel level, etc.
- Fuel refilling and fuel level alert
- Horn
- Pilot cut-off switch
- Disconnect switch
- 12 Volt power outlet with cap
- Data diagnosis port
- Auto diagnosis system
- Maintenance free battery
- Working lights: 1 on boom, 1 on cabin
- Fuse box

HYDRAULIC SYSTEM

- Pilot accumulator
- Hydraulic test port: main pump
- Blade cylinder guard
- Integrated shift lever with high speed and creep speed
- Dozer blade with float function

OPERATOR STATION

- Enclosed cabin with TOPS standard (ISO 12117) & ROPS (ISO 3471)
- General seat with 2' red retractable seat belt
- Opening front windshield
- AM/FM Radio with MP3 audio jack, only for cabin
- Washable floor mat
- Manual heater
- Defroster
- Fresh air ventilation
- View mirror on left side of cabin

DIGGING EQUIPMENT

- Boom swing
- Arm 1,300 mm (4'3")
- Boom swing position limit
- Counterweight 320 kg (705 lbs)

UNDERCARRIAGE

- Rubber shoes 300 mm (1')

OPTIONAL EQUIPMENT

ENGINE SYSTEM

- Auto-idle function
- Refuelling pump

ELECTRICAL

- Secondary engine shutoff switch
- Travel alarm
- Rotating beacon
- Working lights, on cab, long LED
- Working light, on left and right side of cabin
- Working lights, on cab, front 4 and rear 2
- Seatbelt connect with warning beacon, along with mechanical suspension seat, cabin
- GPS

HYDRAULIC SYSTEM

- Auto-shift travel speed
- Load holding valve on boom cylinder
- Load holding valve on arm cylinder
- Load holding valve on dozer blade cylinder
- Quick coupler lines, high pressure, low flow, with quicker-coupler warning
- Dual way auxiliary lines with foot pedal control
- Dual way auxiliary lines with proportional

joystick control

- Attachment rotation lines-rotation flow adjustment

OPERATOR STATION

- Removable front cab guard
- Removable lower-front guard screen
- Mechanical suspension seat, 2-inch retractable belt
- Fire extinguisher
- View mirror on right side of cabin
- Travel pedal

DIGGING EQUIPMENT

- 1,150 mm (3'9") arm

UPPER STRUCTURE

- Additional counterweight, weight 75 kg (165 lbs)
- Holder for grease gun
- Cover plates under swing platform

UNDERCARRIAGE

- 300 mm (1') Steel shoes
- 300 mm (1') Steel shoes with rubber pads
- 300 mm (1') Rubber crawler pads

ATTACHMENTS

- 235 mm (9") bucket
- 555 mm (1'10"), 0.08 m³ (0.1 yd³) bucket
- 1,000 mm (3'3") bucket
- 400 mm (1'4"), 0.05 m³ (0.07 yd³) bucket
- Hammer



Guangxi LiuGong Machinery Co., Ltd.

No. 1 Liutai Road, Liuzhou, Guangxi 545007, PR China
T: +86 772 388 6124 E: overseas@liugong.com
www.liugong.com

Like and follow us:



LG-PB-9027F_{ZTS}-Stage V-16-26032021-ENG

The LiuGong series of logos herein, including but not limited to word marks, device marks, letter of alphabet marks and combination marks, as the registered trademarks of Guangxi LiuGong Group Co., Ltd. are used by Guangxi LiuGong Machinery Co., Ltd. with legal permission, and shall not be used without permission. Specifications and designs are subject to change without notice. Illustrations and pictures may include optional equipment and may not include all standard equipment. Equipment and options varies by regional availability.